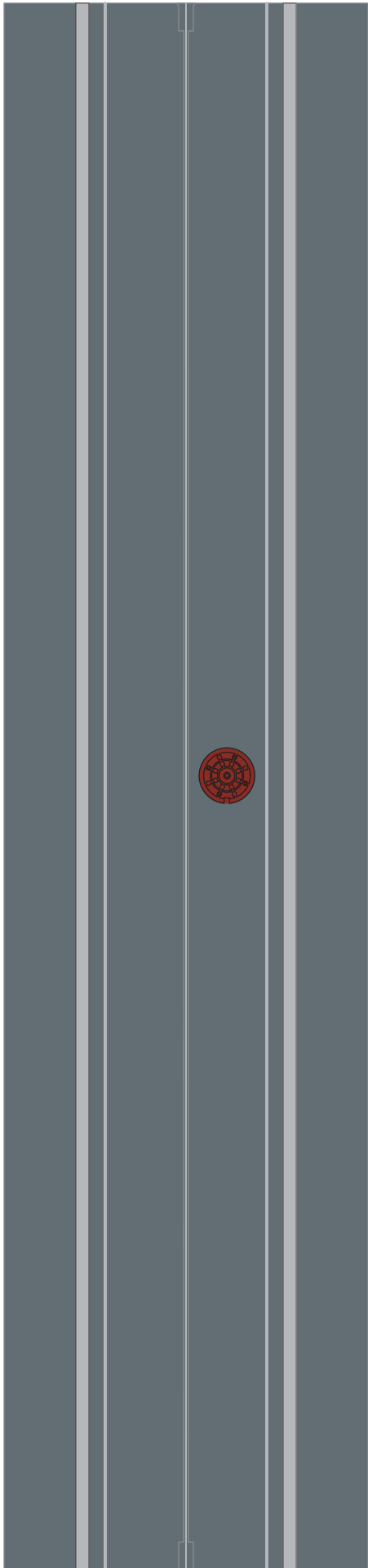
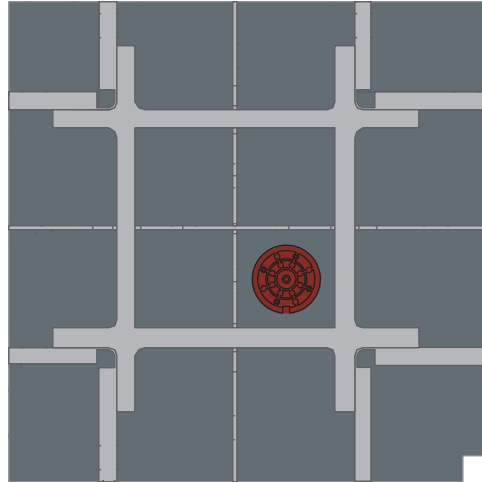


6-21431 10" Straight

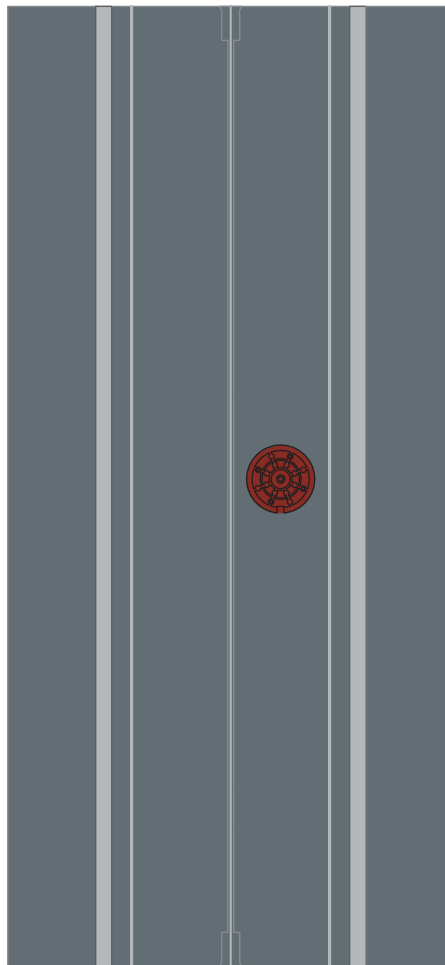


ROADWAY TEMPLATES

6-21286 2.5" Intersection



6-21433 5" Straight




Plan Your Layout

- Photocopy
- Cut out roadways
(connectors removed to make cutting easy)
- Lay them out

NOTE: Printer can cause slight variations in size. See Layout Guide for exact dimensions.

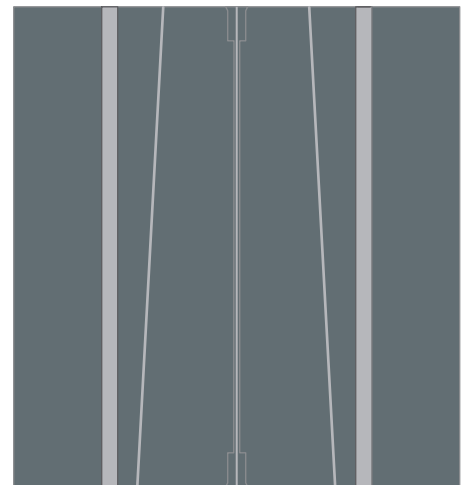
6-21282

2.5" Curve to Curve Connector



6-21261

2.5" Straight to Curve Connector

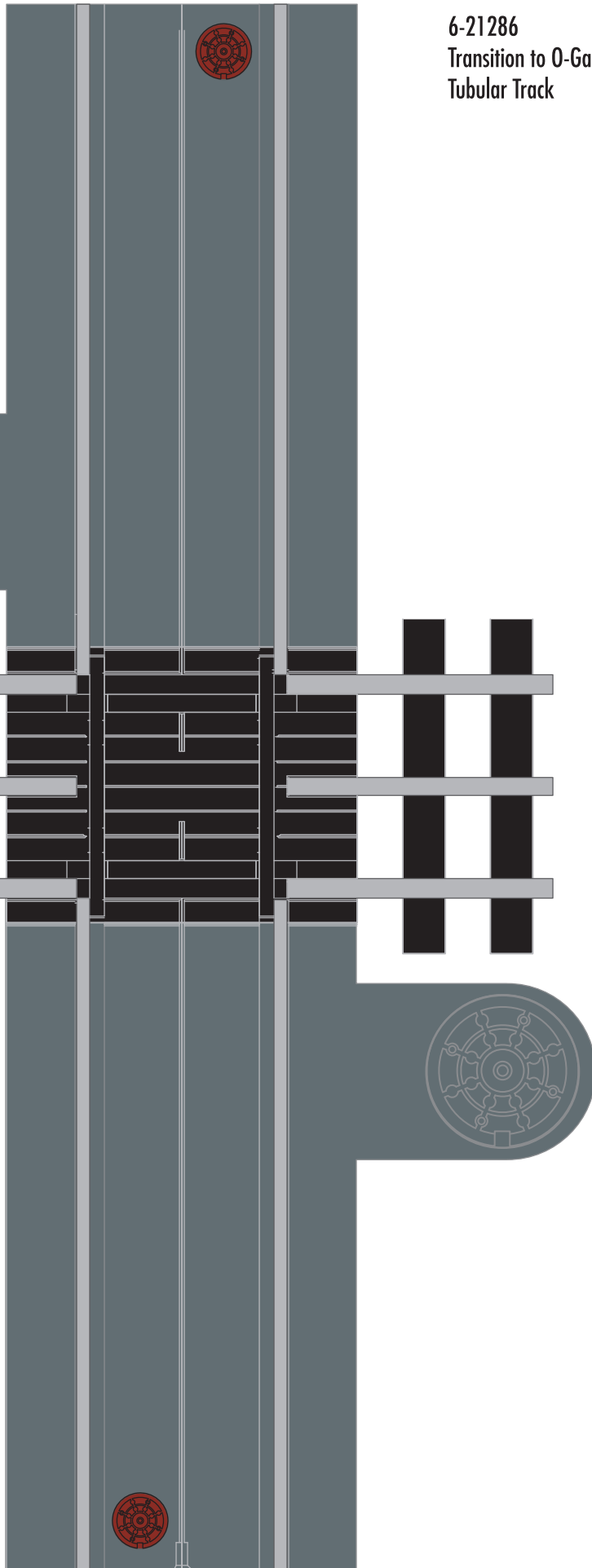


K·LINE BY LIONEL


©2008 LIONEL L.L.C.
50625 RICHARD W. BLVD.
CHESTERFIELD, MI 48051-2493 U.S.A.
www.k-line.lionel.com 1-800-4LIONEL

MADE IN CHINA

6-21283 Grade Crossing
for O-Gauge Tubular Track



6-21286
Transition to O-Gauge
Tubular Track



K-LINE BY LIONEL


©2008 LIONEL L.L.C.
50625 RICHARD W. BLVD.
CHESTERFIELD, MI 48051-2493 U.S.A.
www.k-line.lionel.com 1-800-4LIONEL

MADE IN CHINA


6-22379 Barricade



6-21281 10.72" D21 Curve




6-21430 8.36" D16 Curve



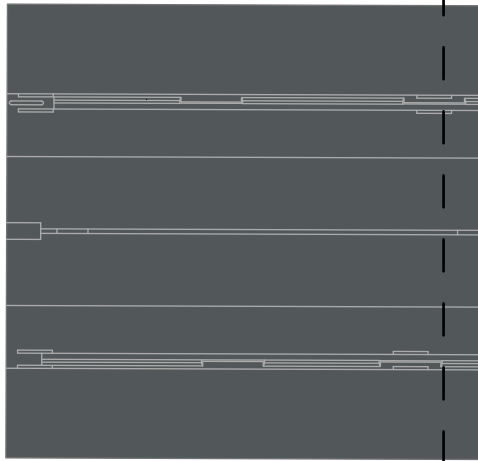
K-LINE BY LIONEL

©2008 LIONEL L.L.C.
50625 RICHARD W. BLVD.
CHESTERFIELD, MI 48051-2493 U.S.A.
www.k-line.lionel.com 1-800-4LIONEL

MADE IN CHINA




PART TWO



1. CUT OUT ROADWAY PIECES (PART ONE & PART TWO).
2. LINE UP THE DOTTED LINES ON BOTH PART ONE & PART TWO.
3. ATTACH PART ONE TO PART TWO TO MAKE A COMPLETE "Y" SECTION.

6-21287 "Y"

PART ONE



K-LINE BY LIONEL
©2008 LIONEL L.L.C.
50625 RICHARD W. BLVD.
CHESTERFIELD, MI 48051-2493 U.S.A.
www.k-line.lionel.com 1-800-4LIONEL
MADE IN CHINA